


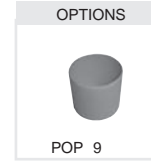
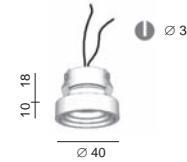


Tekno : code: 8083R_ _ _ _ _ 1,2W or 3,2W/350mA - CE - IP40 - IK09 -  -  - 



BEL LIGHTING sprl
Avenue Ernest Solvay 42
B-1480 Saintes (Tubize)
Belgium
Phone: +32(0)2 3552428
Fax: +32(0)2 3550396
e-mail: info@bel-lighting.com
www.bel-lighting.com

INSTALLATION INSTRUCTIONS - PART A

1. PREPARATION OF TROUGHS
2. MAKE THE ELECTRICAL CONNECTION
3. PLACE THE LUMINARY
4. SWITCH ON

1 NL - Voorbereiding op uitholling
FR - Préparation du trou
EN - Preparation of troughs
DE - Vorbereitung des loch
GR - Προετοιμασία τρύπα

3

2 **ELECTRICAL CONNECTION**

Installation : Led Power Supply Red : +
Black : -

only use a Power supply delivery from BEL LIGHTING - SENICO

on 350mA

PART A

Lees de algemene gebruiksvoorwaarden : PART B
Lire attentivement les conditions generales d'utilisation: PART B
Read attentively the general instructions: PART B
Lesen Sie die allgemeinen Gebrauchsanweisungen: PART B
Diabaste thV genikeV odhgie V : PART B

WAARSCHUWING
AVERTISSEMENT
WARNING
WARNUNG
PROSOCH