

























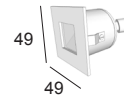
# Krypto

last update 24/09/2015

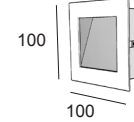
BEL1057

<b>Krypto 1 :</b>	code 1187._ 11 . 32	1,2W - 350mA - CE - IP65 -  -  -  - 
<b>Krypto 1 :</b>	code 1187. W30 . 32	3W - 230V -  -  -  - 
<b>Krypto 2 :</b>	code 1188._ 21 . 32	3,2W - 350mA - CE - IP65 -  -  -  - 
<b>Krypto 2 :</b>	code 1188. W30 . 32	3W - 230V -  -  -  - 
<b>Krypto 3 :</b>	code 1189._ 21 . 32	3,2W - 350mA - CE - IP65 -  -  -  - 
<b>Krypto 3 :</b>	code 1189. W30 . 32	3W - 230V -  -  -  - 

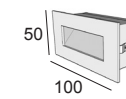
**Krypto 1**



**Krypto 2**



**Krypto 3**



## INSTALLATION INSTRUCTIONS - PART A

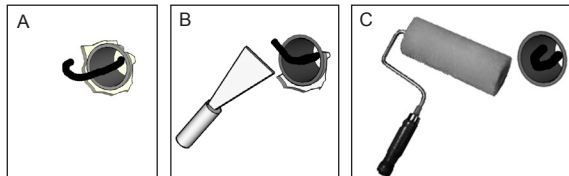
1. FIT THE PVC HOUSE BOX IN THE WALL
2. MAKE THE ELECTRICAL CONNECTION
3. PLACE THE LUMINARY
4. SWITCH ON

## ACCESSORY SET (A)



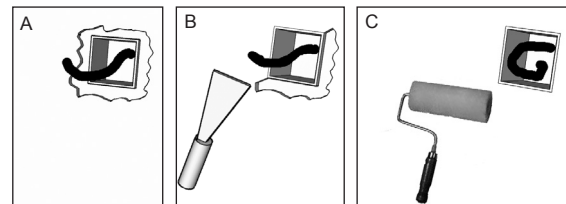
### 1 Krypto 1

PVC House Box POP3 (delivered separately)  
ref: X053



### Krypto 2 & 3

Fit the aluminum house box in the wall



**BEL LIGHTING**

BEL LIGHTING sprl  
Avenue Ernest Solvay 42  
B-1480 Saintes (Tubize)  
Belgium  
Phone: +32(0)2 3552428  
Fax: +32(0)2 3550396  
e-mail: info@bel-lighting.com  
www.bel-lighting.com

**PART**

**A**

Lees de algemene gebruiksvoorwaarden : PART B  
Lire attentivement les conditions generales d'utilisation: PART B  
Read attentively the general instructions: PART B  
Lesen Sie die allgemeinen Gebrauchsanweisungen: PART B  
Διαβάστε της γενικές οδηγίες : PART B

WAARSCHUWING  
AVERTISSEMENT  
WARNING  
WARNUNG  
ΠΡΟΣΟΧΗ

# Krypto

last update 05/01/2015

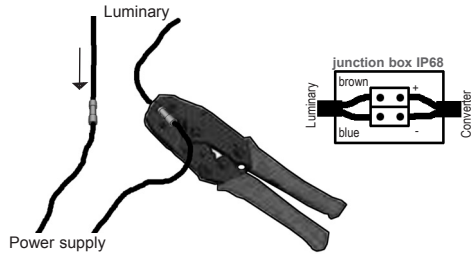
BEL1057

**BEL LIGHTING**

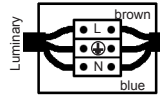
BEL LIGHTING sprl  
Avenue Ernest Solvay 42  
B-1480 Saintes (Tubize)  
Belgium  
Phone: +32(0)2 3552428  
Fax: +32(0)2 3550396  
e-mail: info@bel-lighting.com  
www.bel-lighting.com

2

**on 350mA**



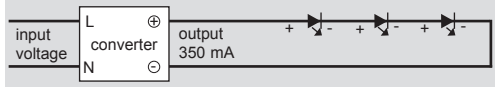
**on 230V**



Use a jonction box IP65

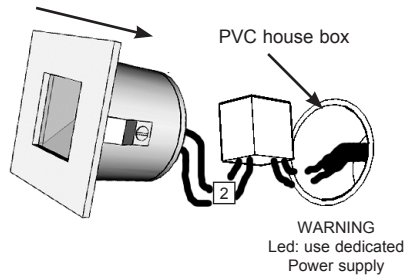
**Installation : Led Power Supply**

Red : +  
Black : -

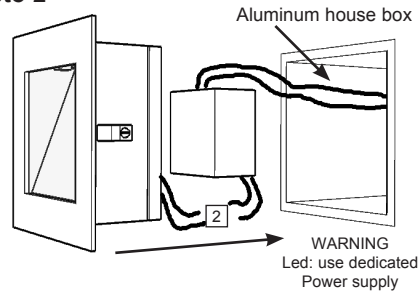


only use a Power supply delivery from BEL LIGHTING

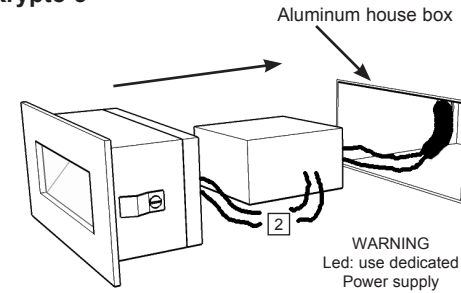
3 Krypto 1



3 Krypto 2



3 Krypto 3



**PART**

**A**

Lees de algemene gebruiksvoorwaarden : PART B  
Lire attentivement les conditions generales d'utilisation: PART B  
Read attentively the general instructions: PART B  
Lesen Sie die allgemeinen Gebrauchsanweisungen: PART B  
Διαβάστε της γενικές οδηγίες : PART B

WAARSCHUWING  
AVERTISSEMENT  
WARNING  
WARNING  
ΠΡΟΣΟΧΗ