

# Okio

last update 07/12/2017

BEL1123



BEL LIGHTING sprl  
Avenue Ernest Solvay 42  
B-1480 Saintes (Tubize)  
Belgium  
Phone: +32(0)2 3552428  
Fax: +32(0)2 3550396  
e-mail: info@bel-lighting.com  
www.bel-lighting.com

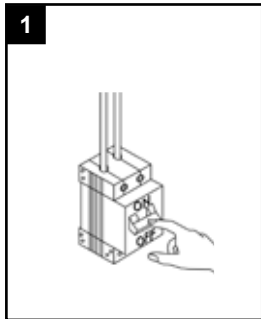
code 8041.\_ 40 .\_\_ 3,2W - 230V - CE - IP65 - IK09  
code 8041.\_ 80 .\_\_ 6,4W (2x3,2W) - 230V - CE - IP65 - IK09



Correcte verwijdering van dit product (Elektrische&elektronische afvalapparatuur)  
Comment éliminer ce produit (Déchets d'équipements électriques&electroniques)  
Korrekte Entsorgung dieses Produkts (Elektromüll)  
Correct disposal of this product (Waste electrical&electronic equipment)

## ATTENTION - WARNING

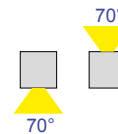
The luminaire should be installed and connected by a qualified technician.  
Le luminaire doit être installé et connecté par un technicien qualifié



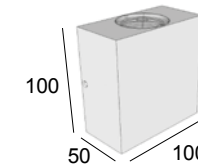
### INSTALLATION INSTRUCTIONS - PART A

1. Before accessing any parts carrying live voltage, the power must be disconnected  
*Avant tout accès à des parties sous tension, la tension doit être coupée*
2. Fit the wall fixation  
*Placer la fixation murale*
3. Make the electrical connection  
*Faire la connexion électrique*
4. Place the luminaire  
*Placer le luminaire*
5. Switch on  
*Allumer*

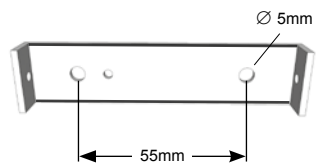
**OKIO 1**  
one side



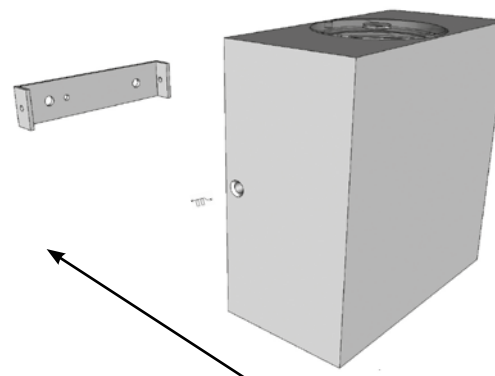
**OKIO 2**  
two sides



### 2 DIMENSIONS HOLES



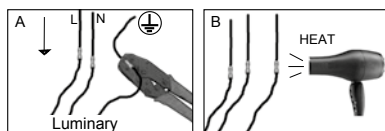
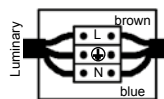
### 4 PLACE THE LUMINARY ON THE WALL



### ACCESSORY SET



### 3 ELECTRICAL CONNECTION



## PART

# A

Lees de algemene gebruiksvoorwaarden : PART B  
Lire attentivement les conditions générales d'utilisation: PART B  
Read attentively the general instructions: PART B  
Lesen Sie die allgemeinen Gebrauchsanweisungen: PART B  
Διαβάστε της γενικές οδηγίες : PART B

WAARSCHUWING  
AVERTISSEMENT  
WARNING  
WARNUNG  
ΠΡΟΣΟΧΗ