




# ROTOR MAXI

last update 07/07/2015

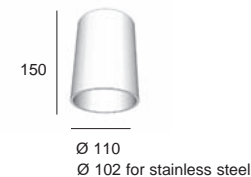
BEL1106

Rotor Maxi : code 922.E2.\_ \_

max.1x 75W PAR30/E27 or LED solution - 230V~ - CE - IP20 -  -  - 

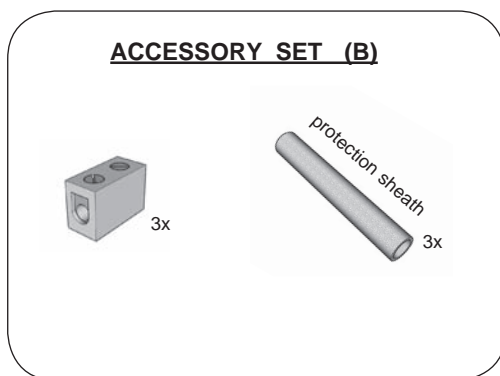
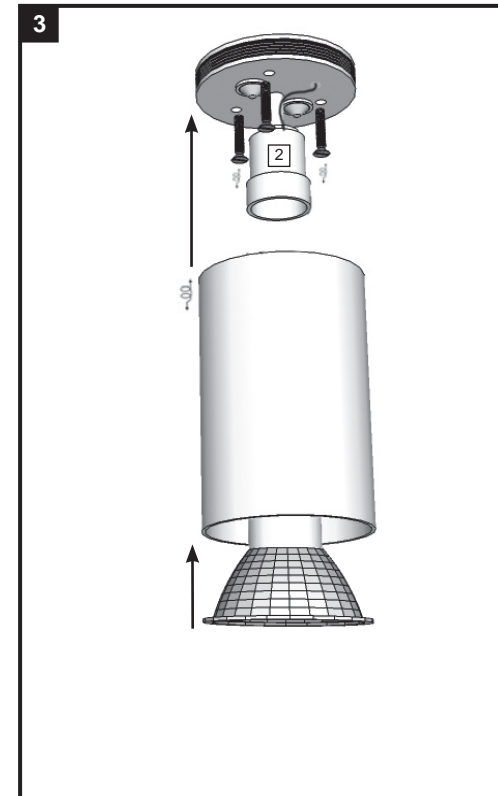
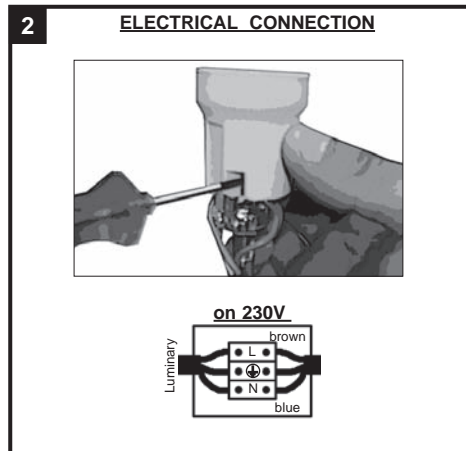
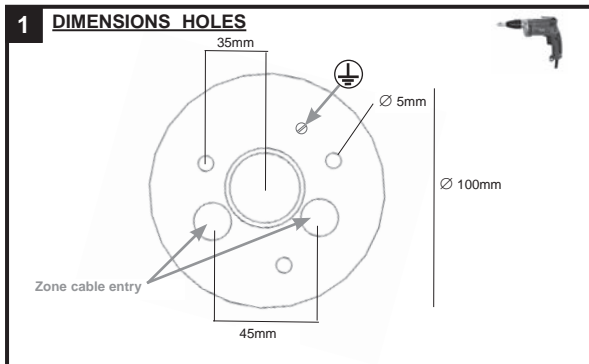


BEL LIGHTING sprl  
Avenue Ernest Solvay 42  
B-1480 Saintes (Tubize)  
Belgium  
Phone: +32(0)2 3552428  
Fax: +32(0)2 3550396  
e-mail: info@bel-lighting.com  
www.bel-lighting.com



## INSTALLATION INSTRUCTIONS - PART A

1. FIT THE CEILING FIXATION ON THE CEILING
2. MAKE THE ELECTRICAL CONNECTION
3. PLACE THE LUMINARY
4. SWITCH ON



## PART

# A

Lees de algemene gebruiksvoorwaarden : PART B  
Lire attentivement les conditions générales d'utilisation: PART B  
Read attentively the general instructions: PART B  
Lesen Sie die allgemeinen Gebrauchsanweisungen: PART B  
Διαβάστε της γενικές οδηγίες : PART B

WAARSCHUWING  
AVERTISSEMENT  
WARNING  
WARNUNG  
ΠΡΟΣΟΧΗ